

# Your 2024 Score Report

Kapsch TrafficCom AG  
CDP





Thank you for reporting to CDP in 2024.

**Your 2024 CDP Score Report** allows you to better understand your score, compare against industry and global averages, and visually indicate which categories may require further attention.

For further feedback options please contact your account manager or the CDP Help Centre.





# About CDP

CDP is a global non-profit that for 25 years has run the world's environmental disclosure system for investors, companies, cities, states and regions.



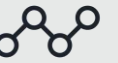
700+

investors, with  
US\$142+ trillion  
of assets



330+

Supply Chain Members  
– including Microsoft,  
Walmart, Unilever,  
L'Oréal, Lego and more



24,800+

disclosing companies  
worth 2/3rds of global  
market capitalization  
in 2024



130≈

corporate disclosers  
were based in approx.  
130 different countries  
globally in 2024



# Kapsch TrafficCom AG

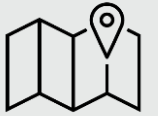
Region: Europe

---



Country: Austria

---



Questionnaire: General

---



Activity Group: Electrical & electronic equipment

---




# Kapsch TrafficCom AG

Your Company Score	 <b>B</b>
Activity group average	<b>C</b>
Regional average	<b>C</b>
Global average	<b>C</b>





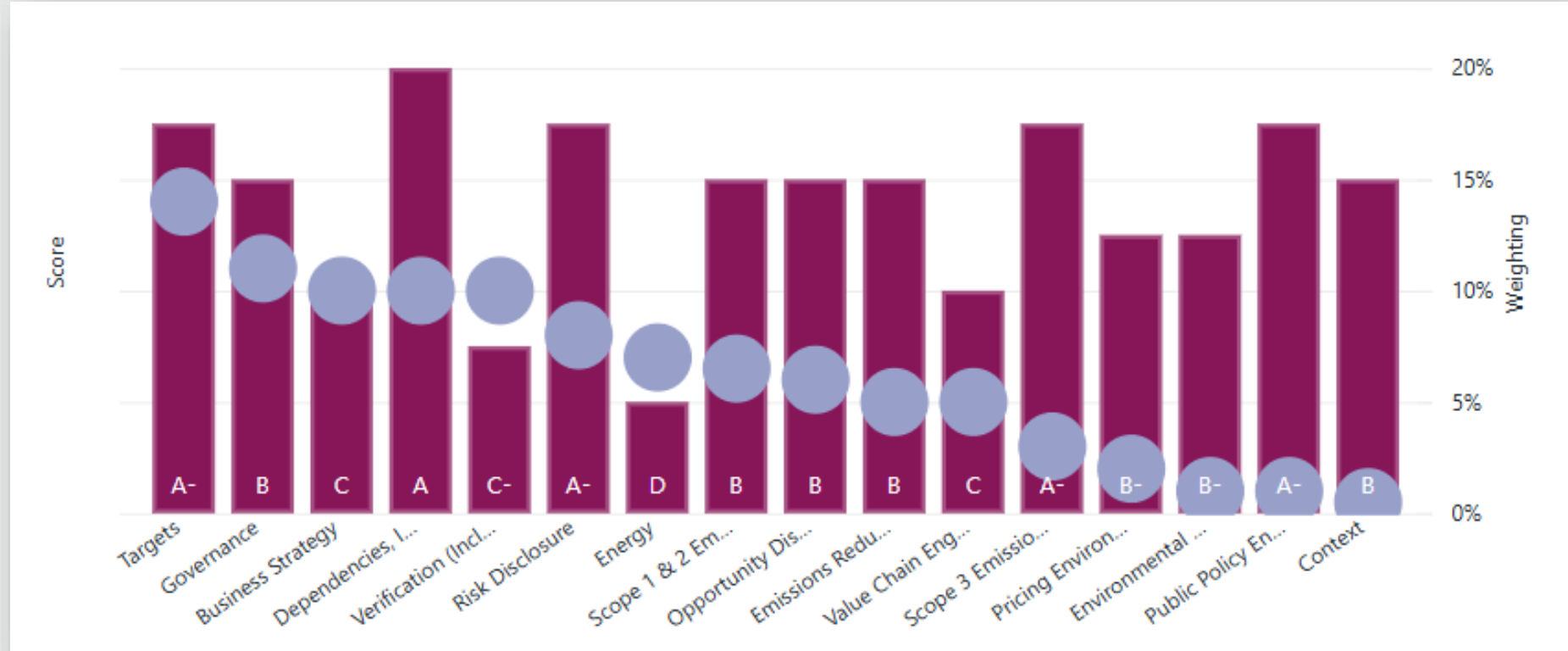


CDP recognizes that organizations operating in different primary sectors are affected by and manage environmental issues in alternate ways. To capture this sectoral specificity in the calculation of the final score, CDP utilizes a weighting system during the score calculation at Management and Leadership levels.

All scored questions in the questionnaire are allocated to a scoring category for each scored environmental issue area. The weighting of each category reflects its relative importance for the sector in the overall score.

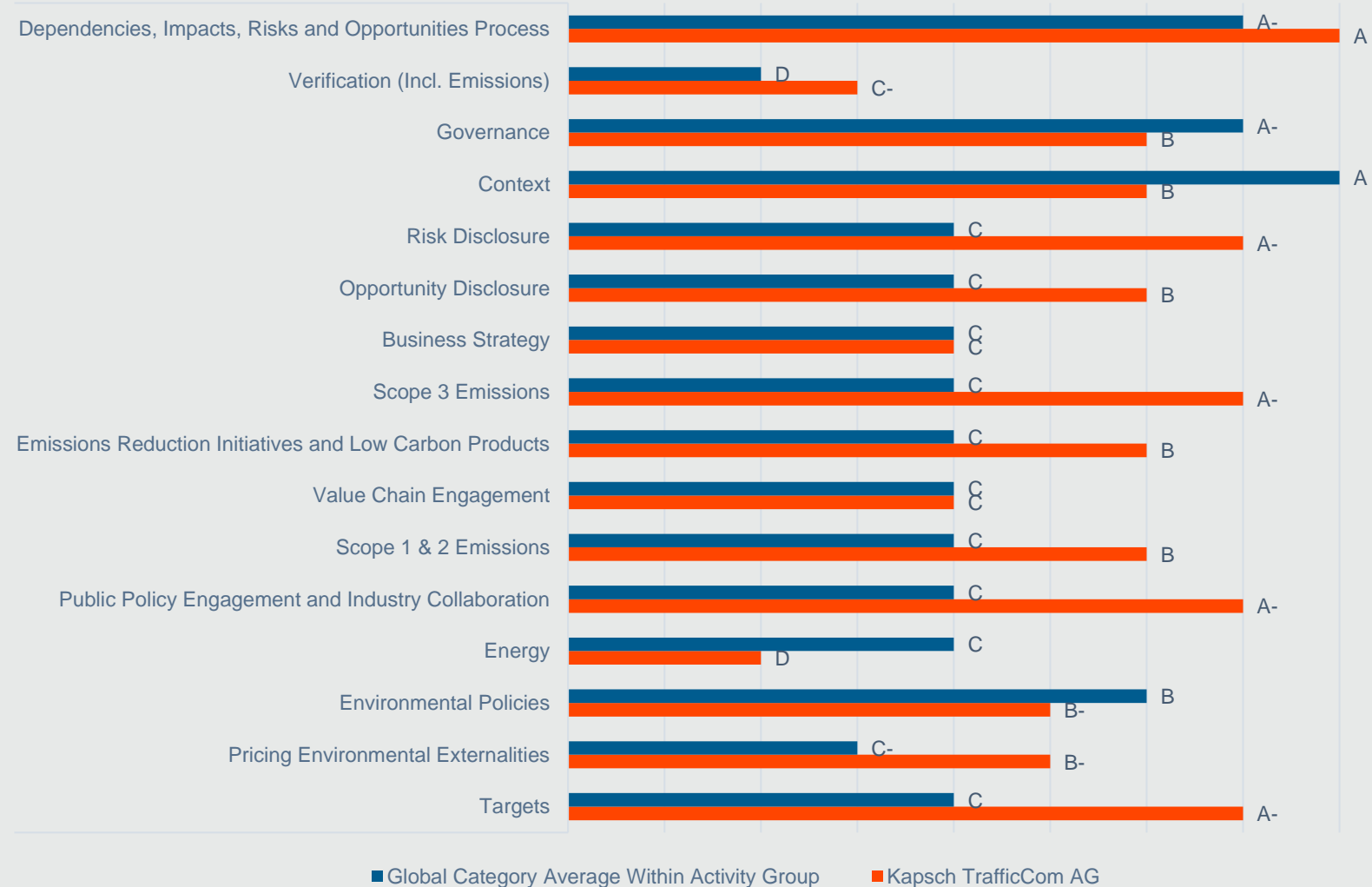


# 2024 Climate Category Scores



# Activity Group Benchmarking Climate

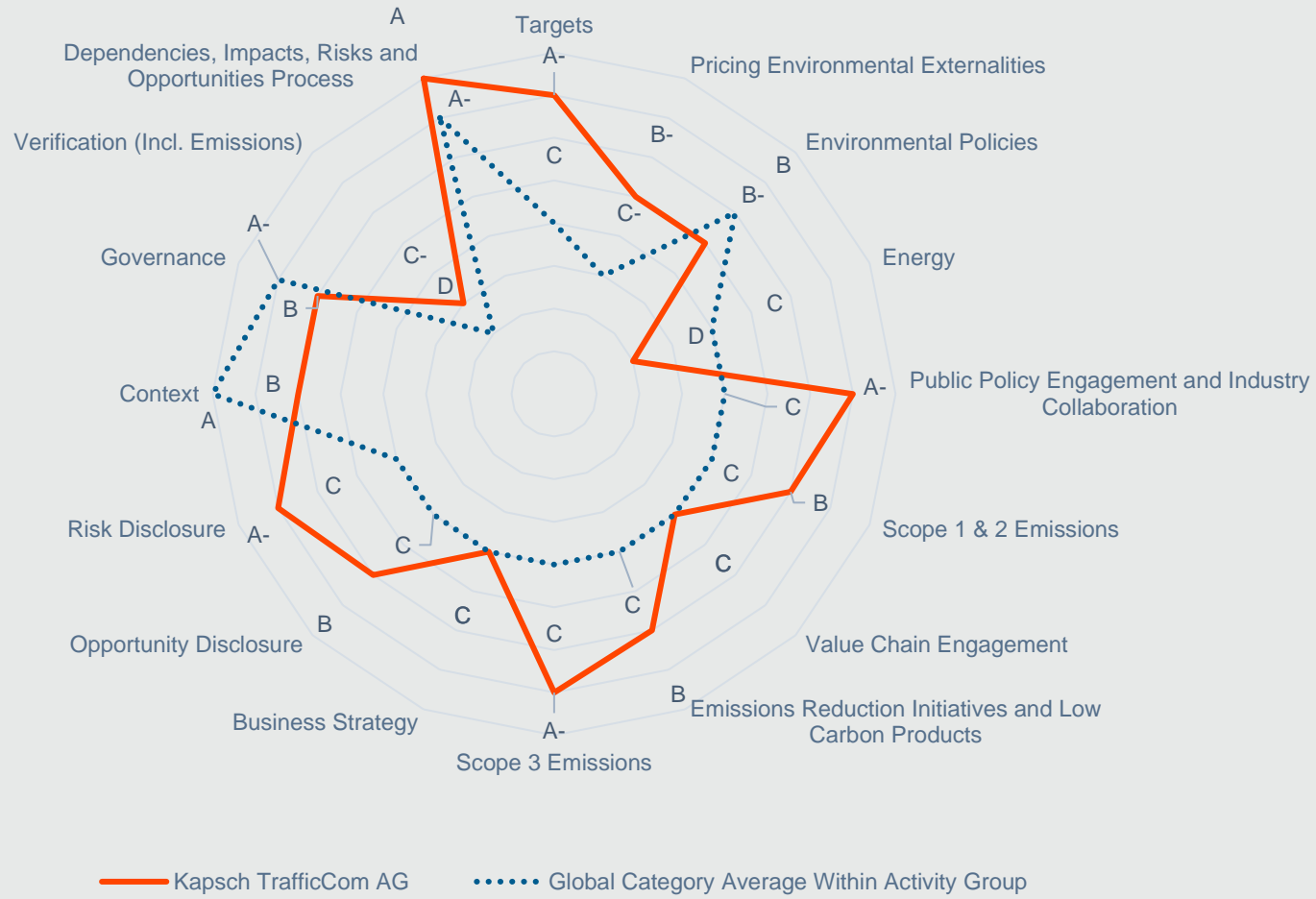
Kapsch TrafficCom  
AG  
Climate Category  
Scores  
benchmarked  
against CDP Activity  
Group averages





# Spider Chart Climate

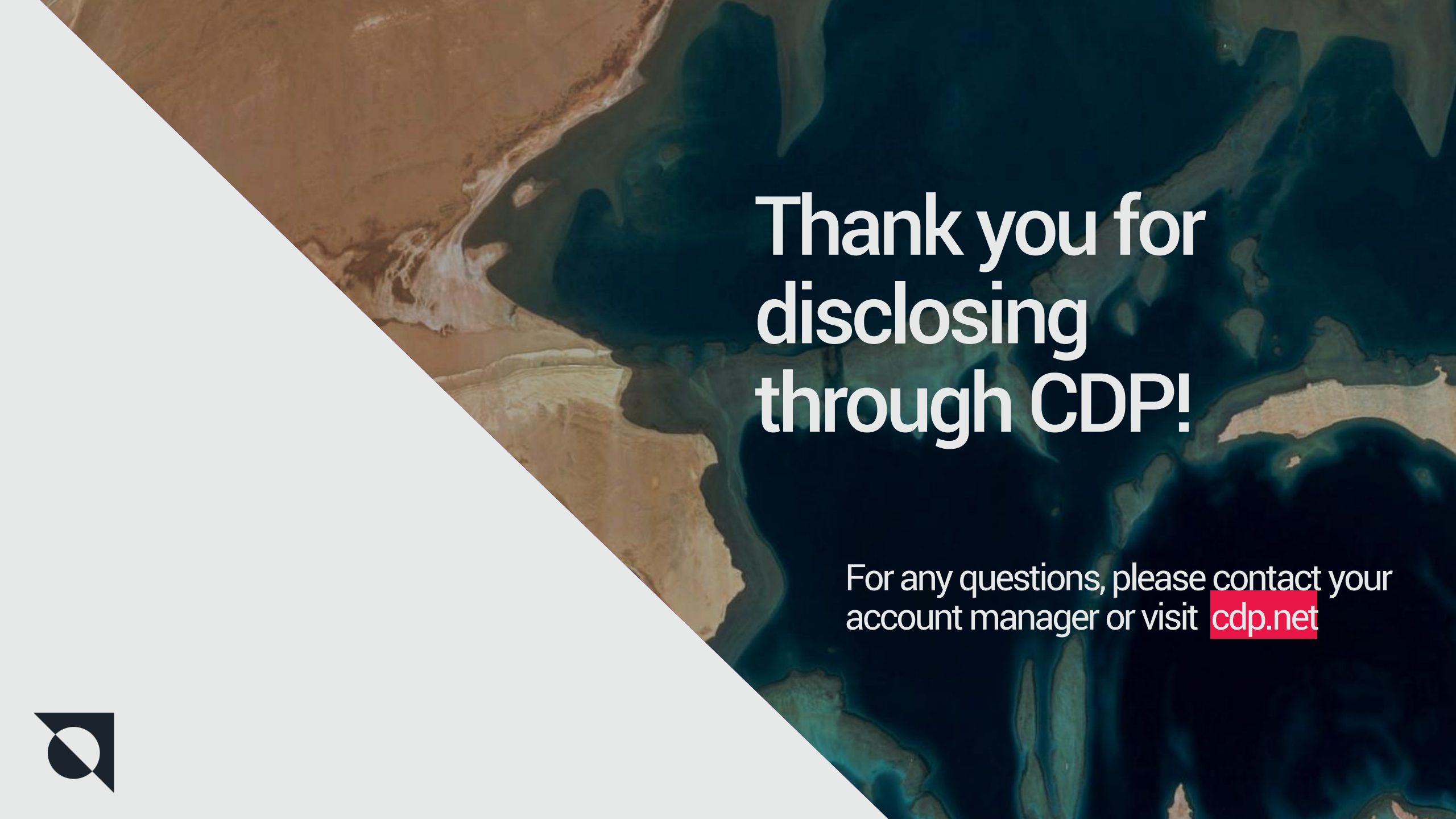
Kapsch TrafficCom  
AG  
Climate Category  
Scores  
benchmarked  
against CDP Activity  
Group averages



# Table Overview Activity Group Benchmarking Climate



Category	Company Category Score	Global Category Average Within Activity Group
Targets	A-	C
Pricing Environmental Externalities	B-	C-
Environmental Policies	B-	B
Energy	D	C
Public Policy Engagement and Industry Collaboration	A-	C
Scope 1 & 2 Emissions	B	C
Value Chain Engagement	C	C
Emissions Reduction Initiatives and Low Carbon Products	B	C
Scope 3 Emissions	A-	C
Business Strategy	C	C
Opportunity Disclosure	B	C
Risk Disclosure	A-	C
Context	B	A
Governance	B	A-
Verification (Incl. Emissions)	C-	D
Dependencies, Impacts, Risks and Opportunities Process	A	A-

The background of the slide is an aerial photograph of a coastline. A diagonal line from the top-left corner to the bottom-right corner splits the image. The top-left portion shows a sandy, light-brown beach or dune area. The bottom-right portion shows dark blue water with some lighter, greenish-brown patches, possibly indicating shallow water or mangroves. The text is overlaid on the water portion.

# Thank you for disclosing through CDP!

For any questions, please contact your  
account manager or visit [cdp.net](https://cdp.net)

